

ASTRO SHIELD™

REFLECTIVE INSULATION

for use in any new or retro-fit application

AstroShield Reflective Insulation is designed with air-encapsulated polyethylene bubbles surrounded by a highly reflective surface. As much as 95% of radiant heat is blocked, making AstroShield a great choice for your insulation requirements. Its ability to reflect heat also works well to enhance your current insulation assembly.

- Residential
- Agricultural
- Do-It-Yourself
- Commercial
- HVACR & Plumbing
- Automotive
- Industrial
- OEM
- The uses are endless..

Product Features

Class A/Class 1 Fire Rating | Reduces Building Condensation
Lightweight and easy to install | Available in numerous stock sizes | Available in single and double bubble structures


R-Values

R-Values for reflective insulation products are calculated based on the installation of the product. Contact your AstroShield distributor for R-Values specific to your application.



www.insul.net

800-776-3645



Installation Guide

Specifications:
ASTME 84-08
Flame Spread 0
Smoke Developed <30

ASTME 1371
Reflectivity 95%
Emissivity 5%

ASTME 96
Water Vapor Transmission
<0.2 perms

ASTM C 1258
Temp/Humidity Resistance
Pass

ASTM C 1224
Bleeding and Delamination
None
Pliability
No Cracking or
Delamination

Innovative Energy Limited Warranty

AstroShield products manufactured by Pregis Corp. are warranted against defects in materials and workmanship for 5 years, in approved building or O.E.M. applications when installed in accordance with Innovative Energy's written instructions.

Liability under this warranty is limited to replacement of the product found to be defective and does not cover merchantability, fitness for specific application or any labor costs. Contact Innovative Energy for proper handling of any suspected defective material.

For details on General Terms and Conditions of this warranty and warranty information for applications other than mentioned above, contact Innovative Energy.

WARRANTY DISCLAIMERS AND LIMITATIONS ON BUILDING APPLICATIONS

- Innovative Energy products should always be stored in a clean dry environment with the rolls left in the poly bags they came in.
- Although Innovative Energy products have UV and thermal blockers built in to the structures, the warranty does not cover installation in open or exposed applications such as lean-to's and open sided animal confinement buildings.
- Applications where chemicals and off-gassing products are present may void the warranty.

Connect with us on:




Proudly made in the USA




Pre-Engineered Metal and Post-Frame Applications

Vertical Installation in Walls



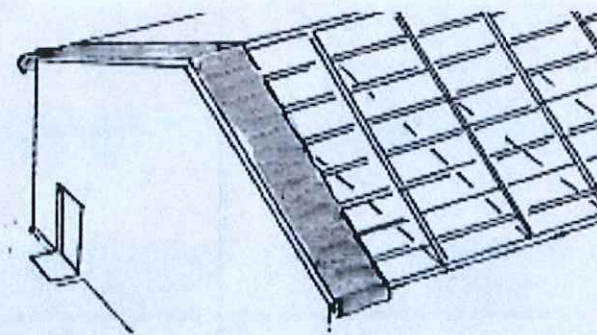
Measure the length to be applied and then cut a similar length of AstroShield, adding an inch or two to assure complete coverage at top and bottom. At corners, wrap around the corner and continue vertical installation. Cut a second length and position next to the first length. Butt sides evenly together or slightly overlap. Tape all seams.

Horizontal Installation in Walls



Snap a line across the entire wall length to establish a straight edge. Measure the length to be applied from corner to corner, allowing an additional amount of overlapping. Starting at the bottom of the wall, overlap the foundation approximately 3", keeping the top edge parallel to the snap line. Wrap around the corner and staple or tape in place. Install the next length parallel to the first length, overlapping the first layer 2". Tape all seams.

Installation in Roofs



Starting at the end of the roofing framework, measure the length across the trusses, adding enough to allow overhang at both ends. Cut the first piece and lay in place. Pull tight from both ends and attach to trusses or purlins using self-tapping screws and washers or with pressure-sensitive reflective tape. Cut the second length, laying parallel to first. Make sure to butt or slightly overlap edges. Tape all seams.

For complete Installation Guidelines, visit www.insul.net or scan the QR code located on the front of this brochure.

AstroShield products are tested in accordance with ASTM (American Society of Testing and Materials) Standards and ICC (International Code Council) Codes. Copies of test reports are available by contacting your nearest AstroShield distributor.



IMPORTANT WARNING
NEVER INSTALL OVER OR NEAR DEFECTIVE OR EXPOSED ELECTRICAL WIRING.

